


Vertical Ornamental Penmanship

Based on Bob Hurford's Presentation at the 2011 IAMPETH Convention, and his article in the Fall 2009 Penman's Journal.
By Maureen Vickery

Robert Hurford, a talented penman and stalwart member of IAMPETH, analyzed exemplars of vertical alphabets from Charles P. Zaner's *Zanerian Script Alphabets* (1902) and an exemplar from page 131 of *The Penman-Artist and Business Educator* (Zaner-Bloser, 1900-1903).

Bob analyzed these styles and was inspired to create his own version of the alphabet he called Vertical Ornamental Penmanship, keeping in mind consistency of line, slant, and shape.

He graciously gave me permission to present his Vertical Ornamental Penmanship (VOP) style to the Houston Calligraphy Guild in 2013. Below are my notes that were presented during the guild demo, and my attempt at writing his VOP alphabet.



Tips for VOP:

- Bob recommends using a straight pen holder (although an oblique holder can be used), a stiff pointed nib, and good quality smooth paper. He likes Ziller or McCaffery's Ink for nice hairlines and shades.
- Consistency in line, slant, and shade is key, as with most alphabets.
- The uppercase letters are about 6 times the x-height of the lowercase.
- Plan ahead and use a pencil if necessary to plan out flourishes. You don't want the shades and flourishes to interfere with the lowercase letters.
- Maintain a consistent 90 degree (vertical) slant by keeping the slit of the nib parallel to the 90 degree slant line.
- Add a flourish at the end of a word to balance the ornate capital.

Vertical Ornamental Penmanship

Based on Bob Hurford's Presentation at the 2011 IAMPETH Convention, and his article in the Fall 2009 Penman's Journal.
By Maureen Vickery




- Dots over the i and j are round and the same width as the shaded downstroke.
- Loops can be as wide or narrow as you like, just keep them consistent throughout the alphabet.
- The spacing between the letters is fairly far apart.
- The left and right loops of the Uppercase Figure 8 flourish are equal in size and parallel to the baseline.
- To make the slanted shades on the uppercase letters, gently twist the pen and drag the point in roughly a five o'clock direction, ease up on the pressure and complete the flourish.
- Lowercase can either be written monoline or with shading on the downstrokes. Shading might make the letters more legible.

Remember to use a few cushion sheets under your paper or blotting paper to make your writing surface more springy.

Vertical Ornamental Penmanship

Based on Bob Hurford's Presentation at the 2011 IAMPETH Convention, and his article in the Fall 2009 Penman's Journal.
By Maureen Vickery

Basic Uppercase Strokes 



Vertical Ornamental Penmanship

Based on Bob Hurford's Presentation at the 2011 IAMPETH Convention, and his article in the Fall 2009 Penman's Journal.
By Maureen Vickery

abcdefghijklmnopqrstuvwxyz

1 2 2 3 4 5 6 6 7 8 9 9 0

Vertical Ornamental Penmanship

Based on Bob Hurford's Presentation at the 2011 IAMPETH Convention, and his article in the Fall 2009 Penman's Journal.
By Maureen Vickery

African Violet Bluebonnet Camellia

Daisy Enthusiasm Freesia

Geranium Heather Iris Jonquil

Knapweed Lavender Mimosa

Narcissus Ornithogalum Philodendron

Queen Ann's Lace Ranunculus

Sunflower Tulip Universe

Veronica White Evening Primrose

Xylophone Yarrow Zinnia

Vertical Ornamental Penmanship

Vertical Ornamental Penmanship

Vertical Ornamental Penmanship

Top

The image contains five vertical columns of handwriting practice lines. Each column is 12 rows high and is divided into three vertical sections by solid lines. A dotted line runs vertically down the center of each section, providing a guide for letter placement. The columns are intended for practicing vertical penmanship.

Vertical Ornamental Penmanship

Ornamental Penmanship

Aⁿ B^b C^s D^d E^e

F^f G^g H^h Iⁱ

J^j K^k L^l M^m Nⁿ

O^o P^p Q^q R^r

S^s T^t U^u V^v W^w

X^x Y^y Z^z

From page 131 of The Penman-Artist and Business Educator 1900-1903 Zaner-Bloser

Vertical Ornamental Penmanship

Ornamental Penmanship



abcdefghijklmnopqrstuvwxyz

From C. P. Zaner's Zanerian Script Alphabets 1902.